

For personal use only

ASX: KAI

KAIROS
MINERALS

**A NEW GROWTH
STRATEGY FOCUSED ON
LITHIUM AND GOLD**

kairosminerals.com.au

Disclaimer

The information contained in this confidential document ("Presentation") has been prepared by Kairos Minerals Limited (the "Company"). It has not been fully verified and is subject to material updating, revision and further amendment.

While the information contained herein has been prepared in good faith, neither the Company nor any of its shareholders, directors, officers, agents, employees or advisers give, have given or have authority to give, any representations or warranties (express or implied) as to, or in relation to, the accuracy, reliability or completeness of the information in this Presentation, or any revision thereof, or of any other written or oral information made or to be made available to any interested party or its advisers (all such information being referred to as "Information") and liability therefore is expressly disclaimed. Accordingly, neither the Company nor any of its shareholders, directors, officers, agents, employees or advisers take any responsibility for, or will accept any liability whether direct or in-direct, express or implied, contractual, tortious, statutory or otherwise, in respect of, the accuracy or completeness of the Information or for any of the opinions contained herein or for any errors, omissions or misstatements or for any loss, howsoever arising, from the use of this Presentation.

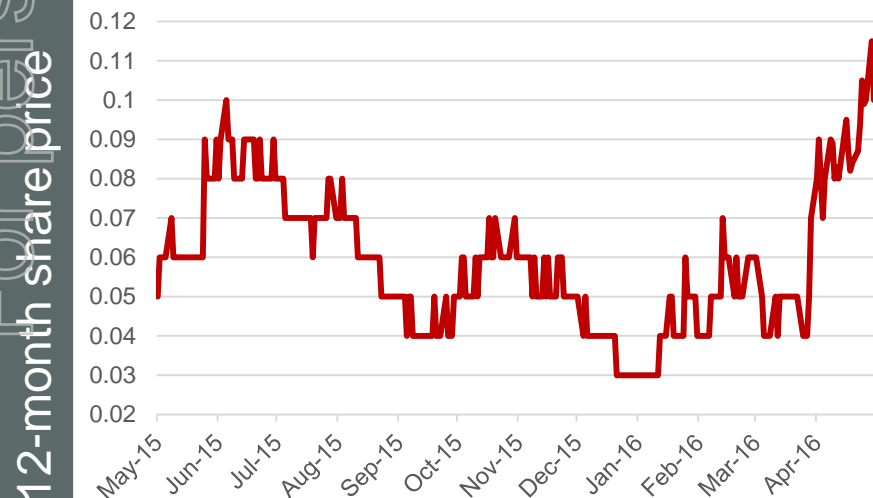
Neither the issue of this Presentation nor any part of its contents is to be taken as any form of commitment on the part of the Company to proceed with any transaction and the right is reserved to terminate any discussions or negotiations with any prospective investors. In no circumstances will the Company be responsible for any costs, losses or expenses incurred in connection with any appraisal or investigation of the Company. In furnishing this Presentation, the Company does not undertake or agree to any obligation to provide the recipient with access to any additional information or to update this Presentation or to correct any inaccuracies in, or omissions from, this Presentation which may become apparent.

This Presentation should not be considered as the giving of investment advice by the Company or any of its shareholders, directors, officers, agents, employees or advisers. Each party to whom this Presentation is made available must make its own independent assessment of the Company after making such investigations and taking such advice as may be deemed necessary. In particular, any estimates or projections or opinions contained herein necessarily involve significant elements of subjective judgment, analysis and assumptions and each recipient should satisfy itself in relation to such matters.

Neither this Presentation nor any copy of it may be (a) taken or transmitted into the United Kingdom, Canada, Japan or the United States of America, their territories or possessions; (b) distributed to any U.S. person (as defined in Regulation S under the United States Securities Act of 1933 (as amended)) or (c) distributed to any individual outside Australia, Canada or Japan who is a resident thereof in any such case for the purpose of offer for sale or solicitation or invitation to buy or subscribe any securities or in the context where its distribution may be construed as such offer, solicitation or invitation, in any such case except in compliance with any applicable exemption. The distribution of this document in or to persons subject to other jurisdictions may be restricted by law and persons into whose possession this document comes should inform themselves about, and observe, any such restrictions. Any failure to comply with these restrictions may constitute a violation of the laws of the relevant jurisdiction.

Corporate Overview

ASX Code	KAI
Shares on Issue	254.3M
Options on Issue (various)	143.8M
Share Price	\$0.08 (as at 23 rd May 2016)
Market Cap @ \$0.07	A\$20.3M
12-Month Range	A\$0.03 – \$0.12
Top 20 Shareholders	30%
Cornerstone Investor	9%



Board, Management & Specialist Consultants

Ian Finch – Chairman

Geologist with +45 years' experience in mining, exploration and corporate management

Joshua Wellisch – Managing Director

Corporate professional and company director. Acquisition and management of projects in the energy and minerals sector

Neil Hutchison – Technical Director

Posiedon Nickel, Jubilee Mines

Dehong Yu – Non-Executive Director

Long experience in international trade relations, representative of a major shareholder

Steve Vallance – Technical Manager

WMC, ACM, Jubilee Mines, Xstrata, LionOre, Kagara

Why Lithium?

Kairos' "opportune moment" for long term growth

KAIROS
MINERALS

For personal use only

- **Strong demand outlook** - driven by lithium-ion batteries:
 - “Green energy storage” – Revolution.
 - Electric cars, consumer electronics (smartphones/tablets) and home and industrial storage
- **Tesla's Model 3 Electric Vehicle launch** - **US\$14b+** of pre-sales in one week.
- **12 mega-factories** to be built by 2020 to build lithium-ion batteries
- **Autonomous Vehicles!**
- **Housing?**
- **Warren Buffett** – Invested in China's largest electric car and bus - BYD Co.



SLASH GEAR

EV's - The 80's Mobile Phones

A commodity with an exceptional outlook

KAIROS
MINERALS

- **Goldman Sachs - EV's to take up 3.5% of the new car market by 2025 - lithium demand to triple.**
- **German gov't /automakers - to jointly spend US\$1.4b on incentives to promote EV sales.**
- **Large new companies emerging :**
 - Tesla, LG, Boston Power, FoxconnTech Group, BYD Electronics.
- **China leading Growth.**
 - 2020 New Energy Plan.
 - Min 30% Govt / Public Service Vehicles Electric



Focus on Lithium and Gold

Kairos – “the opportune moment”

KAIROS
MINERALS

- **Mt York Lithium-Gold Project acquired March 2016.**
- **Adjoins Pilbara Minerals' and Altura Mining's world-class Pilgangoora Lithium-Tantalum Deposits:**
- **Extensive, 700km² Tenement Position in WA's Premier Lithium District:**
- **Initial Lithium / Gold Exploration Program Underway at Mt York and Wodgina East Projects**
- **Drilling start up – imminent.**



Mt York Lithium-Gold Project

KAIROS
MINERALS

An outstanding exploration address for lithium

Adjoining Pilbara Minerals' and Altura Mining's world-class Pilgangoora Lithium-Tantalum Deposits:

- ¹PLS 80.2Mt @ 1.26% Li₂O, 18.3Mlbs Ta₂O₅
- *Pilgangoora contains Indicated and Inferred Resource to 80.2 Mt grading 1.26% Li₂O (spodumene) containing 1,008,000 tonnes of lithium oxide with 42.3 Mt grading 0.02% Ta₂O₅ (Tantalum) containing 18.3 million pounds of Ta₂O₅*
- *Global resource at Pilgangoora now contains over 1 mt of lithium oxide as indicated resource grows to 469,000 t, underpinning the current feasibility studies*
- *Within the total Mineral Resource of 80.2 Mt, and at a cut-off of 1% Li₂O, the Inferred and Indicated Lithium Resource amounts to **59.3 Mt @ 1.44% Li₂O** containing 855,000 tonnes of lithium oxide.*
- ²AJM 35.7Mt @ 1.05% Li₂O (cut-off grade 0.4% Li₂O)

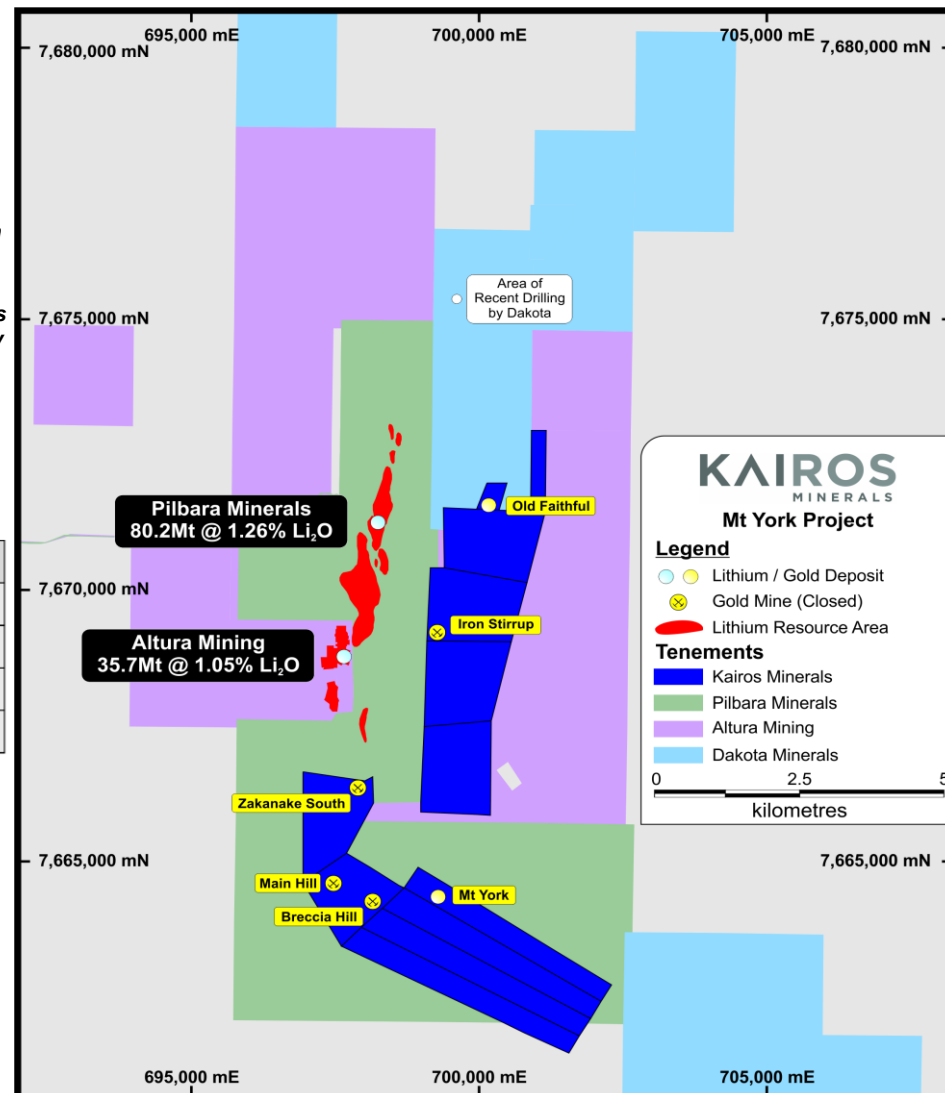
JORC Category	Tonnes (Mt)	Li ₂ O%	Fe ₂ O ₃	Li ₂ O Tonnes
Measured	-	-	-	-
Indicated	26.7	1.05	1.73	239,000
Inferred	9.0	1.02	1.68	76,000
Total	35.7	1.05	1.72	315,000

Power, Road, Rail and Water

Pegmatite targets identified

- Outcropping, mapped and logged

Drilling start up imminent



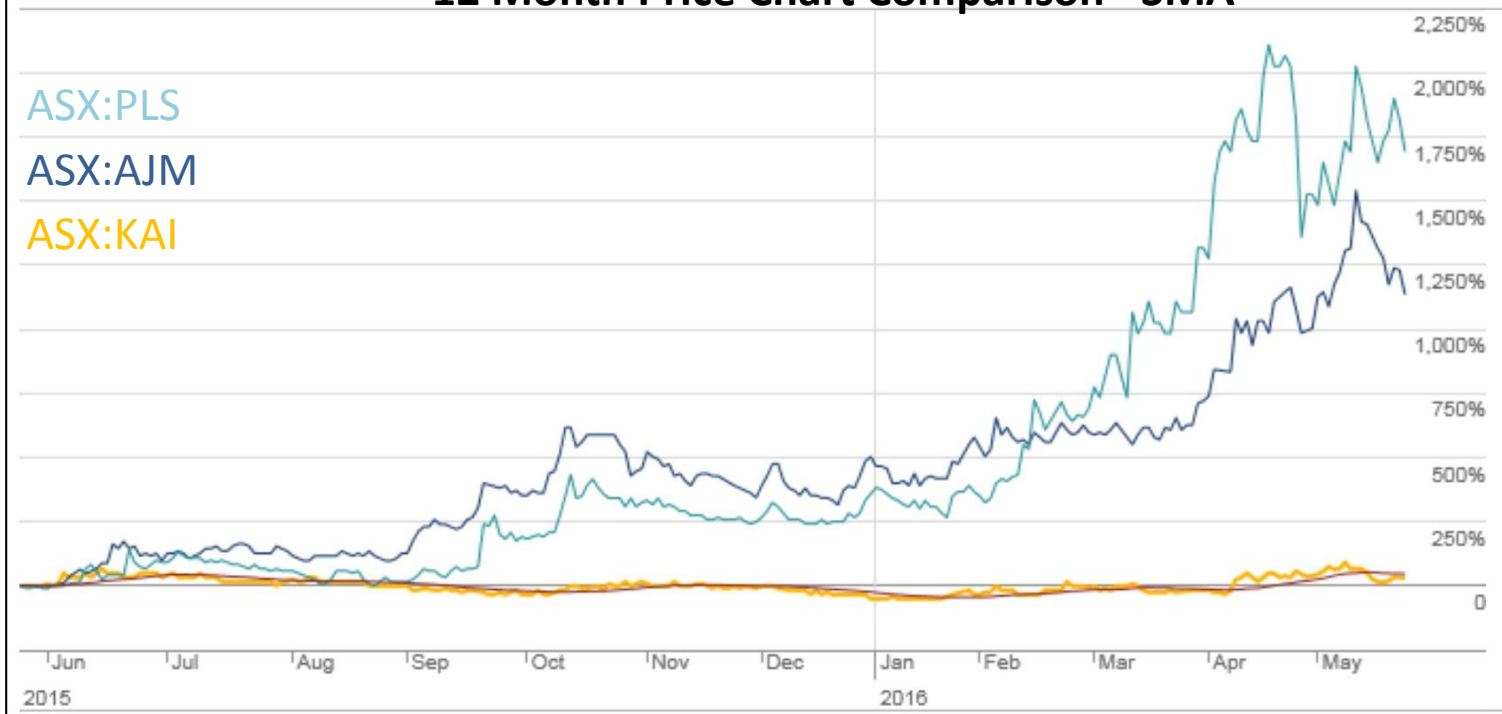
Regional Peers

KAI Aiming High

KAIROS
MINERALS

Company	Resource	Market Capitalisation
Pilbara Minerals (ASX:PLS)	80.2Mt @ 1.26% Li ₂ O, 18.3Mlbs Ta ₂ O ₅ (refer to previous slide for full resource delineation details)	~A\$665m
Altura Minerals (ASX:AJM)	35.7Mt @ 1.05% Li ₂ O (refer to previous slide for full resource delineation details)	~A\$210m
Kairos Minerals (ASX:KAI)	NIL	~A\$20m

12 Month Price Chart Comparison - SMA



Wodgina East Project

Expands Kairos' strategic position in "lithium hot-spot"

KAIROS
MINERALS

- **Acquired March 2016 following regional targeting.**

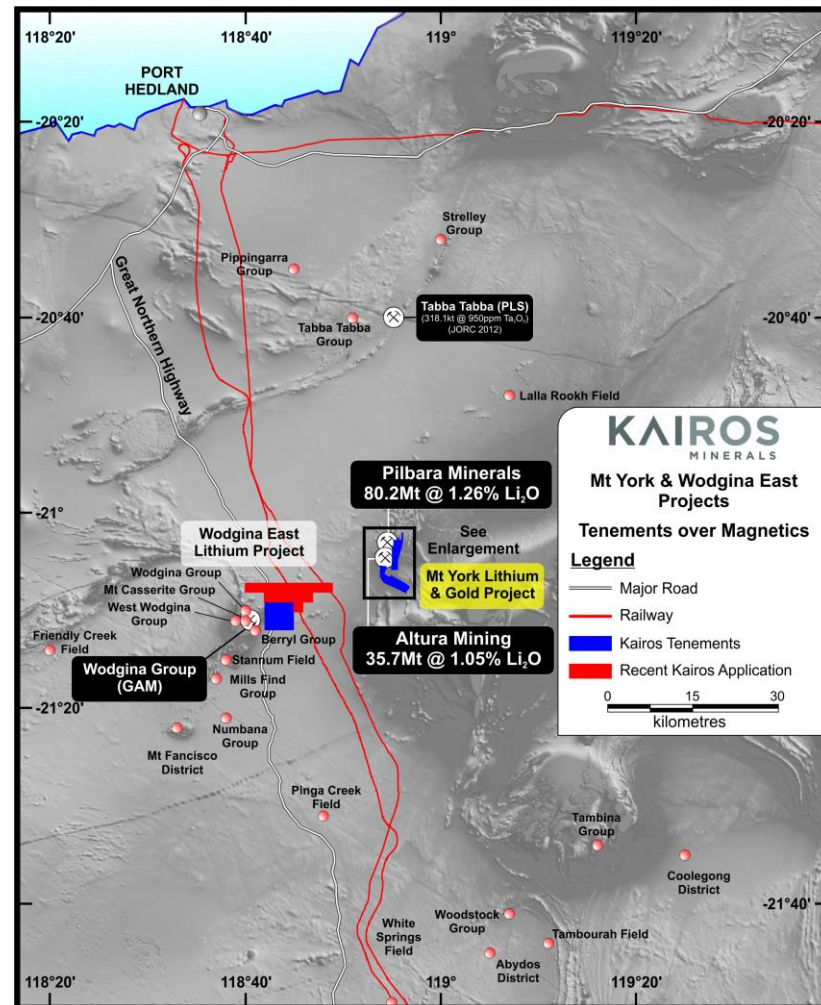
- **90km SE of Port Hedland in the heart of the Pilbara Lithium District:**

- Adjacent to GAM's Wodgina Tantalum Mine – one of the world's largest tantalum resources
- ~17km SW of the world-class Pilgangoora Lithium-Tantalum Project (Pilbara Minerals)

- **Previous mapping by Atlas Iron identified pegmatite swarms over a strike length of ~4km**

- **Geological mapping, rock chip sampling and data compilation ongoing**

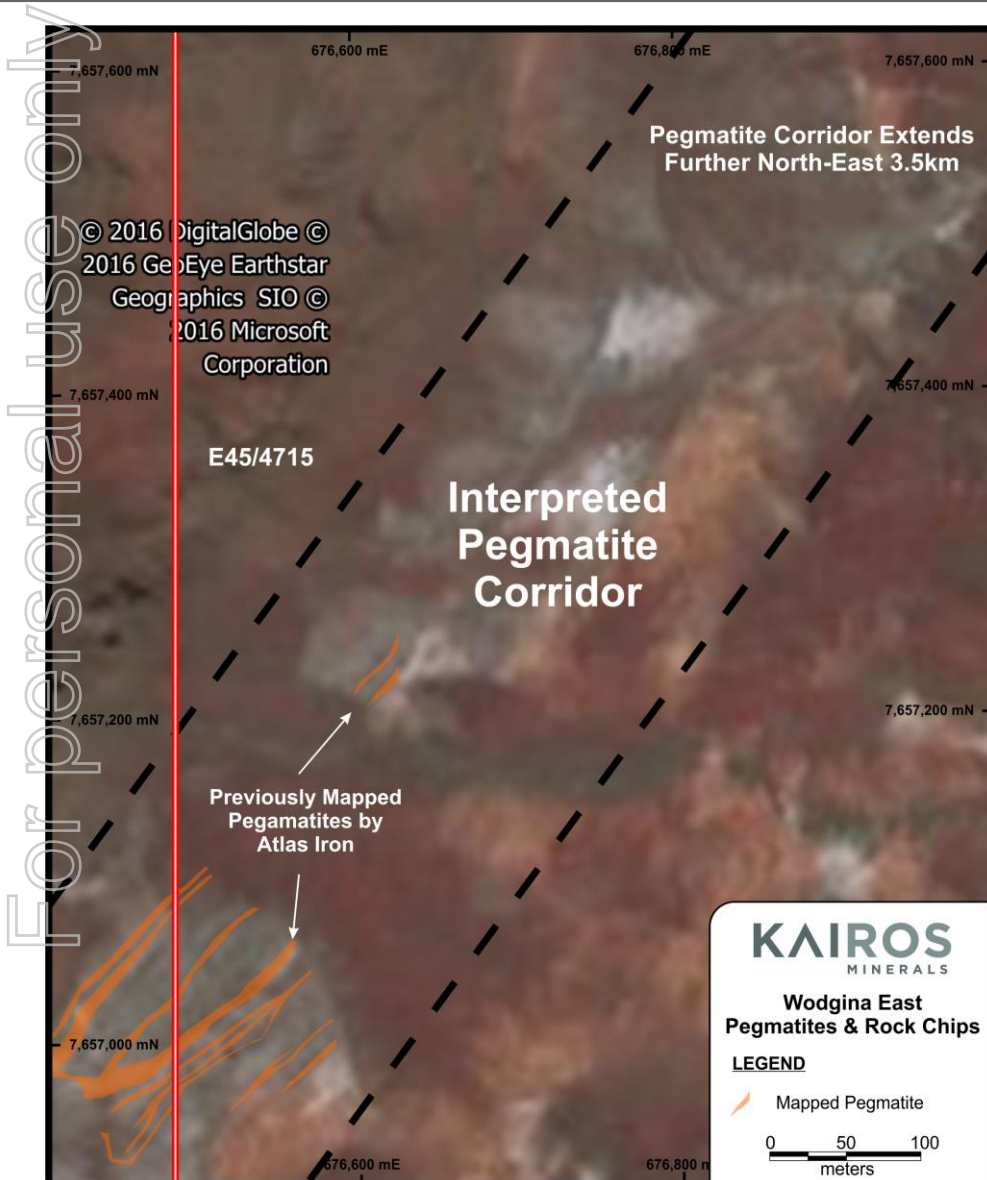
- **Immediate Drilling in Plan.**



Wodgina East Project

Field Exploration

KAIROS
MINERALS



Expanding Lithium Portfolio

KAIROS
MINERALS

Extensive and high quality tenement package now secured

Key Acquisitions

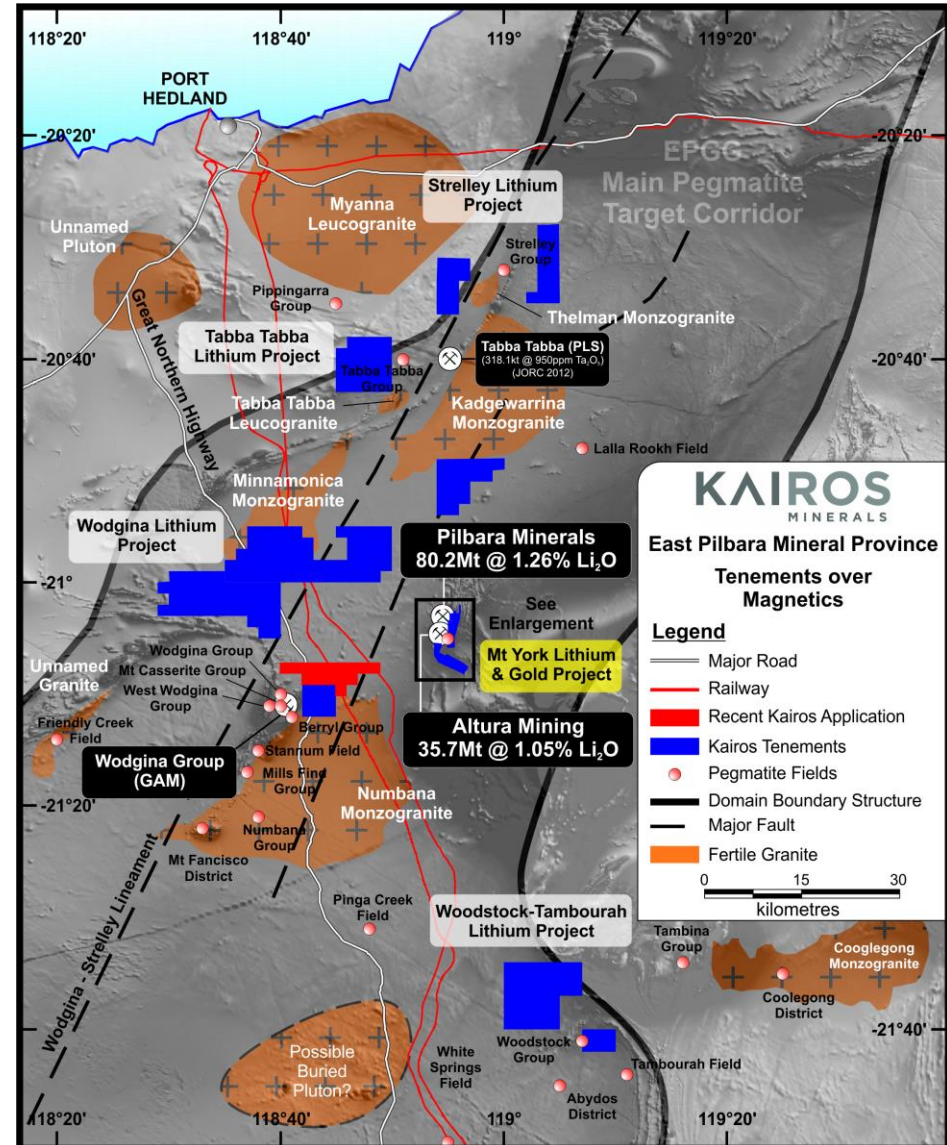
- Mt York (100%) Lithium / Gold
- Wodgina East (100%) Lithium /Tantalum)

Dominant footprint in East Pilbara Granite / Greenstone corridor.

New project applications include:

- Strelley - Lithium
- Tabbata Tabbata – Lithium.
- Wodgina North - Lithium
- Woodstock-Tambourah – Lithium

Total area of ~700km²

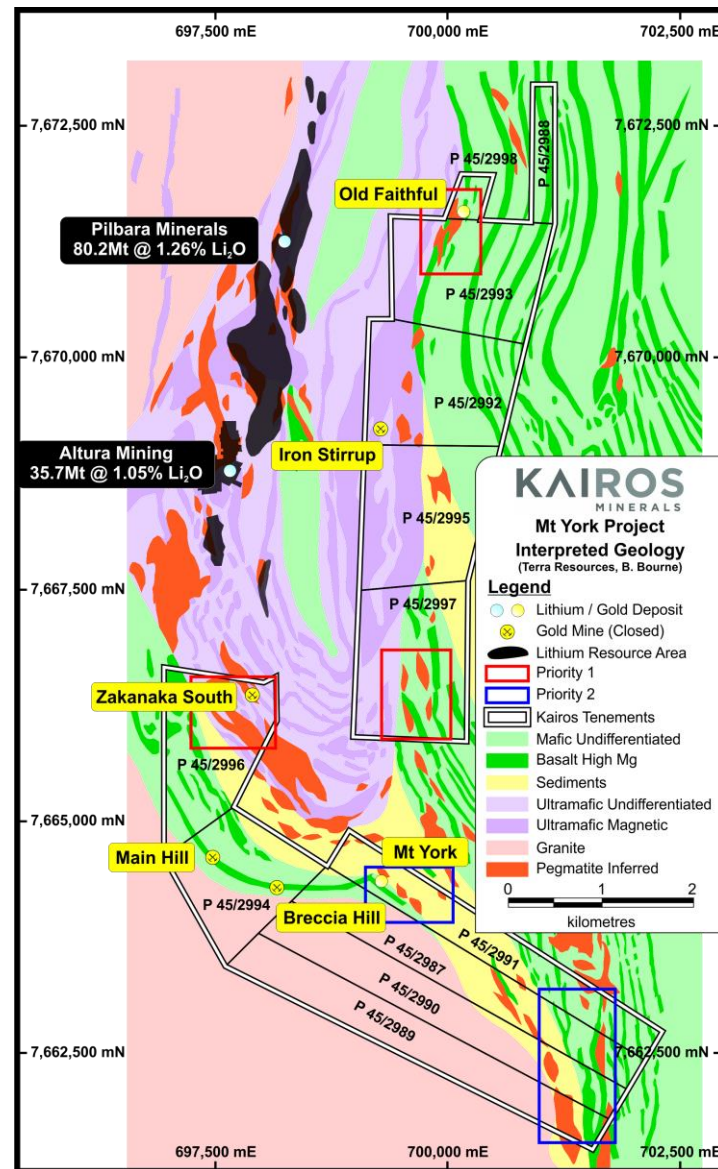
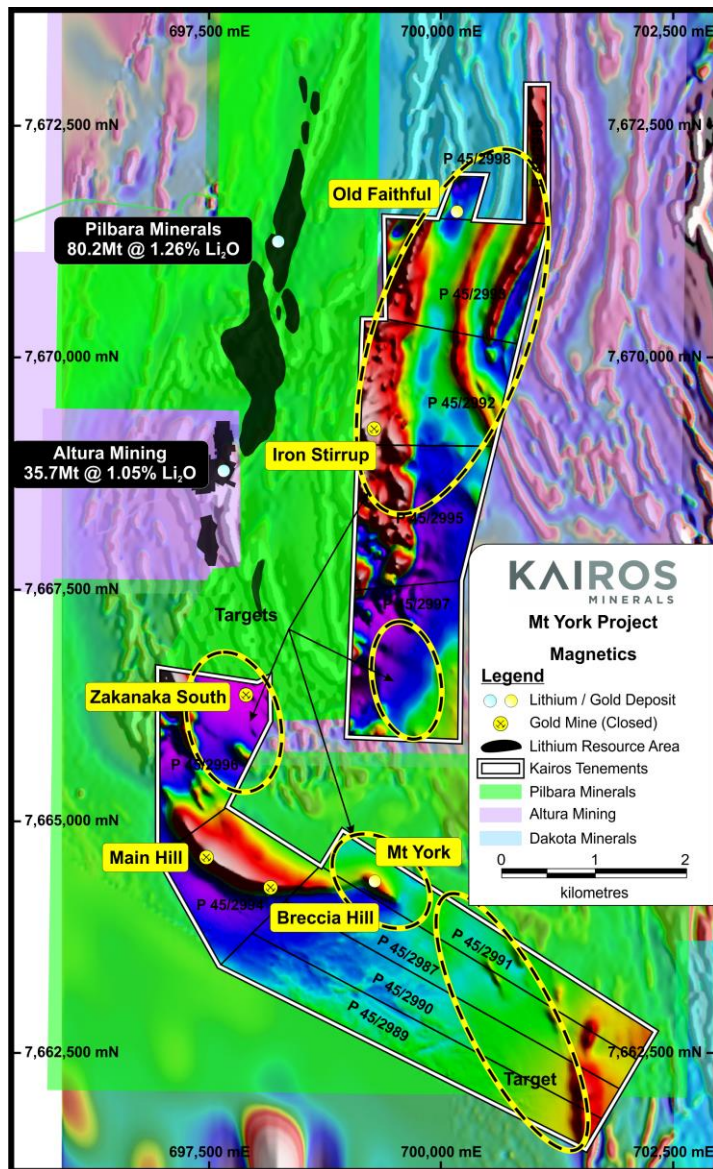


New Pegmatite Targets

Magnetic and radiometric survey data

KAIROS
MINERALS

For personal use only

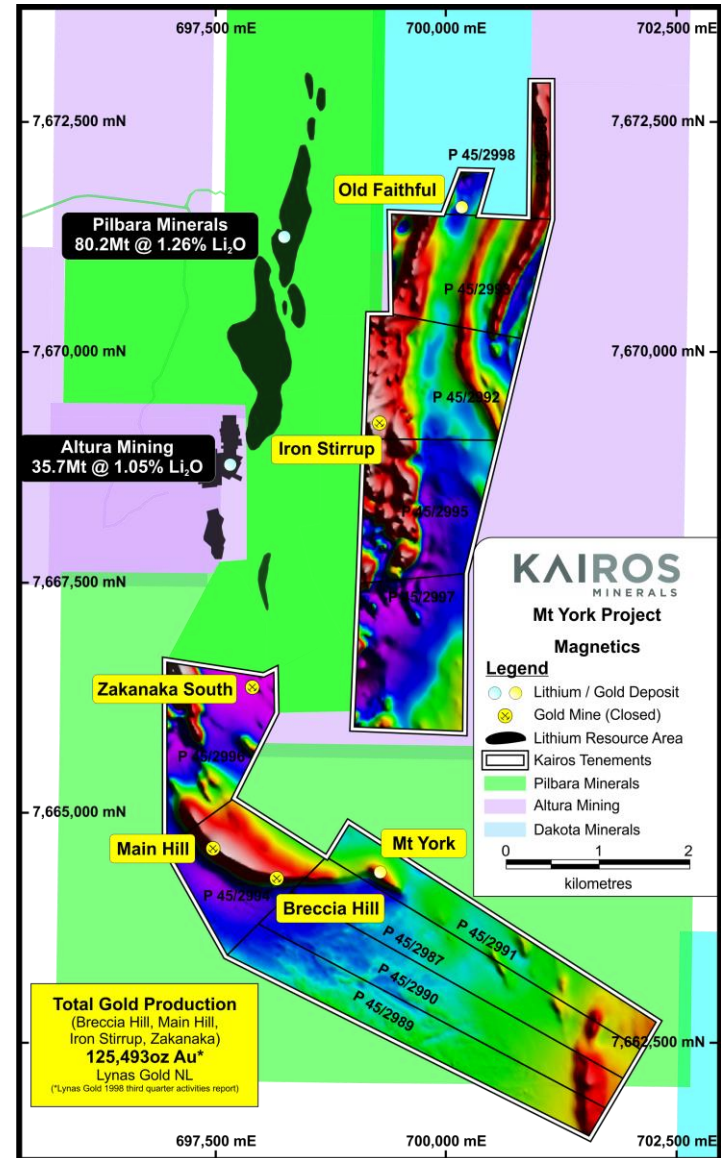


Mt York - Gold

High quality Gold exploration opportunity

KAIROS
MINERALS

- JORC 2012 compliant resource upgrade underway
- Gold production from Lynas Find totalled **125,493 oz** from 1994-1998
- High grade Gold target extensions drilling planned Q3 2016



For personal use only

World class Gold and Nickel Targets

- [illegible]

Investment Summary

Kairos – “the opportune moment”

KAIROS
MINERALS

- **Strong Lithium and Gold Portfolio in WA’s premier Pilbara Lithium Province ~700km²**

- **Exploration Underway at Mt York and Wodgina East.**

- **High Priority Pegmatite Targets Identified**

- **Drilling Imminent**

- **Strong upcoming news-flow from exploration and drilling**

GET SET!



Thank You

ASX: KAI

KAIROS
MINERALS

**A NEW GROWTH
STRATEGY FOCUSED ON
LITHIUM AND GOLD**

kairosminerals.com.au